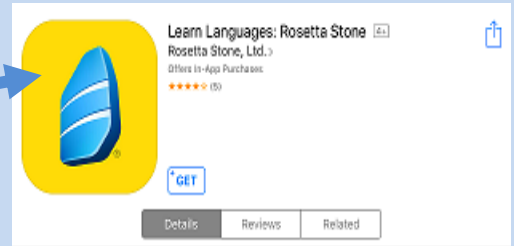
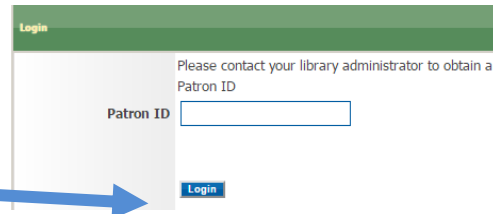


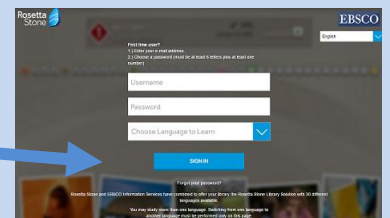
1. Open your 'App Store' icon.
2. Search for 'Rosetta Stone.'
3. Download the 'Learn Languages: Rosetta Stone' app (there are other Rosetta Stone apps available, but this is the one you want).



4. DO NOT start the application once it is installed.
5. Then open your web browser.
6. Navigate to your library's website, www.norwalkpubliclibrary.org.
7. Click on "Research", then click on "Databases & Internet Resources".
8. Scroll down and click Rosetta Stone, (Right column).
9. Enter the number of the library card in the "Patron ID" box and click "Login".



10. Once you are routed to the login screen, enter your Email, password and the language you want to learn.
11. Click 'Sign In' to enter the program



12. Then click on 'Launch Rosetta Stone Language Lessons Version 3'.
13. Learning will start automatically from the Rosetta Stone application.



You did it! Happy learning!

You only need to follow steps 5 to 13 to use the program after the installation process.

For more information, contact a staff member in your library.